

# Fun With Flowers

**Objective:** Have children experience horticulture and the parts of flowers through physical planting and crafts.

**Materials:**

Potters  
Soil  
Flowers  
Gardening Tools  
Paints  
Stencils  
Printouts on cardstock (templates attached)  
Markers  
Diagram of flower parts

**5-10 Minutes: Parts of a Flower Introduction**

- Show diagram of a flower
- Discuss the different parts of flowers and different types
- Allow children to try and name the parts themselves
- Show different gardening tools and discuss their purpose

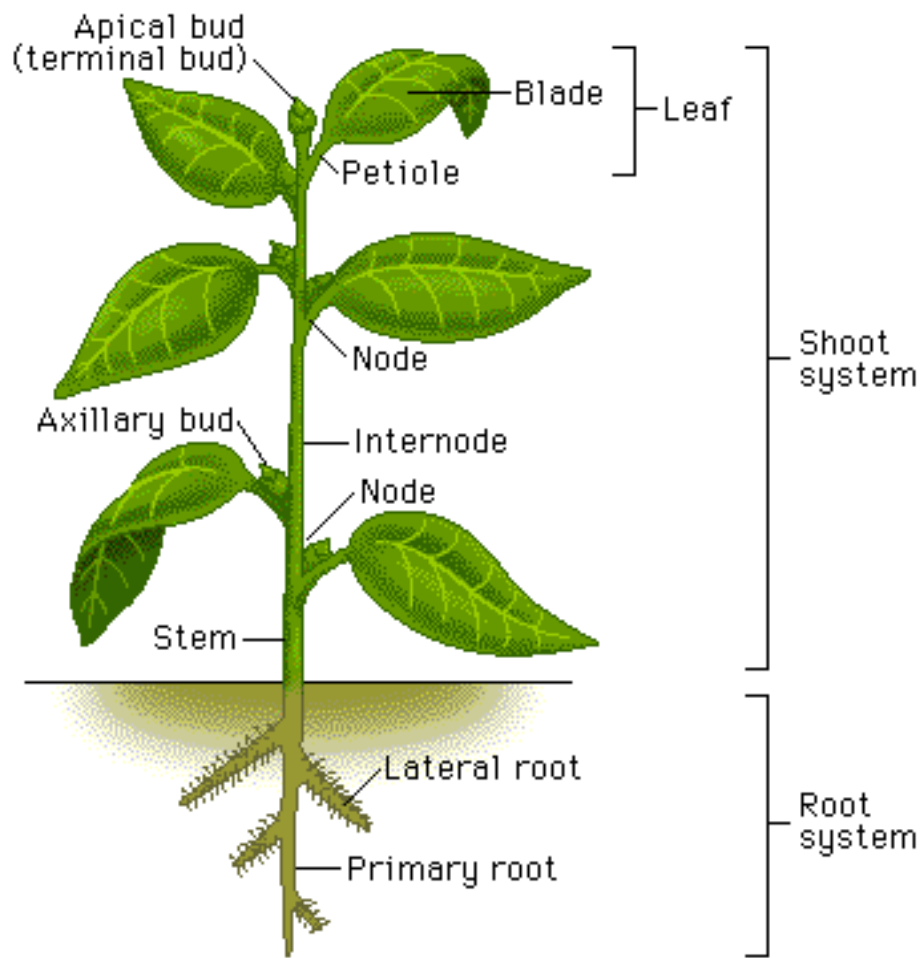
**15-30 Minutes: Decorate Flower Pots/Plant**


- In groups children will stencil on large flower pots
- Then together children will use the gardening tools previously explained to plant flowers in their pots
- They will place their pots around the building to decorate


**20 Minutes: String Garden Craft**

- Children will be given a variety of different cutouts to decorate (leaves, flowers, butterflies etc. templates are attached)
- They will color the images on the cardstock and cut them out

- Everyone will string their pictures on yarn to decorate the room with a summery garden feel







©EnchantedLearning.com

