




2007 4-H MARKET GOAT PROJECT GUIDELINE

Raising a market goat will help you to learn about the requirements of an animal grown for meat. You will also learn important life skills such as responsibility along the way. One of the advantages of this project is that goats are small, easy to work with, and require a relatively small amount of space. Market goats are shown at the Delaware State Fair. Goats must weigh a minimum of 45 pounds and a maximum of 120 pounds in order to be eligible to show. Members enrolled in the 4-H Market Goat project are required to own their goat 60 days prior to the Delaware State Fair. Market goats, like other market projects, need to be ear-tagged.

Your market goat must be identified with an ear tag in order to be eligible for the Market show and Jr. Livestock Auction at the Delaware State Fair. You are permitted to show a maximum of two market goats, not in the same weight class. If you are entering a Lamancha or a Lamancha crossbreed, your animal may have difficulty wearing an ear tag. Please contact the Fair office at (302) 398-3269 to make other arrangements. Tagging of livestock for the Delaware State Fair will occur on several different dates and at three different locations this year. If you choose to participate in the 4-H/FFA Rate of Gain Contest sponsored by the Delaware Farm Bureau, you need to attend the tagging/weigh in for your county. If you choose not to participate in the 4-H/FFA Rate of Gain Contest you may tag at any of the three locations regardless of what county you are enrolled in. Please see the guidelines for the 2007 4-H/FFA Rate of Gain Educational Contest for further details. Entry information for the Rate of Gain will be handed out at the tagging locations. The dates and locations for this year are as follows:


- Saturday, May 5, 9 am-1 pm - Smyrna High School (**NC County**)
- Saturday, May 5, 9 am- 1 pm - Georgetown Research and Education Center (**Sussex County**)
- Saturday, May 12, 9 am- 1 pm - Delaware State Fair (**Kent County**)
- Tuesday, May 22, 6 pm- 8 pm - Delaware State Fair (**Kent County**)



Untagged animals will not be accepted for the Market Goat Show or the Jr. Livestock Auction. **The deadline for State Fair entries this year is June 15, 2007.** Delaware State Fair entries will be accepted online only on a first come first serve basis. Any entries over barn capacity will be placed on a waiting list, if necessary. Please do not wait until the deadline to submit your entries.

A. What Type Of Goat Do You Purchase For This Project?

You may select a wether or a doe, which may be purebred or crossbred. Intact males are not eligible. **Does entered in the market classes are not eligible to compete in the breeding doe**



classes. Registration papers are not required for goats entered in the market classes. Almost any breed or cross is acceptable but you will find that meat breeds such as Boer type or Boer crosses tend to perform better as market goats than the dairy breeds such as Alpine, Saanen, and Toggenburg. Fainting goats are not permitted in the market classes. The Delaware State Fair requires that goats be less than one year old, have their milk teeth, and show no breaking or eruption of either of the two permanent front teeth. Goats will usually have their milk teeth until about 10-12 months of age so take this into account when you are selecting your project animal. In general you should select a goat that:

- stands wide and straight on its front and rear legs
- has a strong, level top and a long rump with a slight slope from hooks to pins
- is strong on its pasterns
- has a thick back and loin
- is wide through the chest floor
- heavily muscled leg and rump
- stands on good substance of bone



Things to watch out for when purchasing a market goat include:

- goats that have weak pasterns
- goats that have steep rumps
- goats that are flat ribbed
- goats that are short bodied
- goats that lack thickness in the leg
- goats that appear unhealthy/unthrifty


There are differences in frame size in goats and not all goats are finished at the same weight. Size does not necessarily indicate quality and market goats do not grow as quickly as market lambs.

B. What Do You Need to Raise a Market Goat?

Obviously you will need to prepare a place to keep your goat prior to purchasing it. Goats do not need expensive facilities. All that is needed is access to a shed, or some type of shelter where they can get out of the cold, rain, or summer heat, and some type of outside pen where they can get exercise and sun. It is recommended that the inside area allow at least 15 square feet of space per goat. The outside pen should be as big as possible to allow your goat to exercise. Make sure that your shelter is well ventilated in the summer months. Fencing for goats should be at least 42 inches tall. The galvanized livestock panels that have 4-inch holes and are 5 feet tall work well because they minimize the chances of the goats getting out or getting their heads hung in the fence. When you feed your goats, use some type of feeder that keeps the feed off of the ground. Moveable troughs that hang on the fence are a good choice. You do not want your goats to be able to stand in their feeder because they will urinate and defecate in their feed. You will also need a clean source of water.

C. Health Concerns:

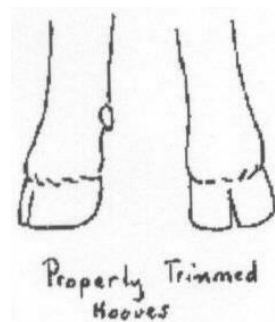
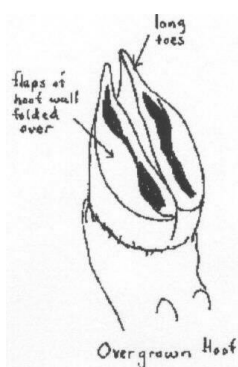
You should purchase a goat that is weaned and eating well. In addition, your goat should be vaccinated for Enterotoxemia type C and D twice before you bring it home. Enterotoxemia is also called overeating disease and is a major cause of death in market goats. It affects goats that are fast growing and grain fed and kills without warning. It is also advisable that your goat be vaccinated for tetanus using a tetanus toxoid. This type of vaccine will give your goat long-term protection against tetanus. Be sure to ask whomever you purchase your goat from if your goat has been vaccinated.



Make sure your goat looks and acts healthy. Avoid goats that are dull and listless, and those that are limping (a sign of footrot) or who have runny noses.

Internal parasites are a big problem in goats. You should de-worm your goats for internal parasites as soon as you bring them home and again three weeks later. You may still need to de-worm your goats regularly through the duration of your project. Just be sure to watch your drug withdrawal times if your goat is going to go to auction after the Delaware State Fair. There are not many drugs approved for internal parasites in goats so contact your veterinarian for the most effective method to use.

Goat's hooves grow very rapidly in a small pen where there are no rocks so you will need to trim them about every 6 weeks. This also helps to prevent foot rot.



D. Feeding Your Goat:

When you bring your goat home don't put your goat in a pen with unlimited feed. Instead, introduce your goat to grain gradually. It is a good idea to get some grain from whomever you purchased the goat from and gradually switch the goat over to your feed. Drastic changes in feed from one type to another are not good for your goat.

You should feed your goat a ration that contains 16-18% protein. Protein requirements for goats vary according to age, size, and maturity just like other livestock species. A good quality leafy hay should be fed. As you grow closer to fair time you should gradually cut

down on the amount of hay you are feeding to keep your goat from getting a large stomach. Make sure your goat has access to plenty of fresh, clean water and a mineral supplement.



Try to feed your goat in the cool of the morning and the evening. Animals do not eat well when it is hot so you may want to use a fan in the shed on extremely hot days. Keep track of what your goats are eating at each feeding. If they don't eat it all, decrease by that amount at the next feeding. If they have cleaned it up, increase the amount (by about $\frac{1}{4}$ lb.) at the next feeding. Keep the feed that is in front of the goats fresh. Clean the uneaten feed out of the trough before you put in fresh feed.

It is impossible to say exactly how much a goat should be eating. It depends on the goat's age, weight, condition, breed, and growth rate. That is why it is so important to pay attention to how much your goat is consuming at each feeding. Not all goats will be the same weight when they are finished. It is important that your goat is not too thin or too fat and it must weigh at least 45 lbs. at the fair. By weighing your goat you will know how fast it is growing and be able to estimate how much it will weigh by the fair. The bottom line is, if you want your goat to grow you must feed it. At the same time, you do not want your goat to get fat. Goats, however, do not deposit external fat as quickly as other livestock species. Remember never to make quick changes in your goat's diet (both amount and type).

Always make sure you keep the feed and water clean and fresh. Don't allow buckets and troughs to get dirty. Make it a point in your management to check them at each feeding.

E. Showing:

Delaware State Fair rules require that **market goats must be body clipped before entering the fairgrounds.** All animals must be in show condition or they will not be accepted. Sometimes it is best to clip your goat slightly ahead of time anyway in order to allow the clipper marks to even out. Try to clip lengthwise on your goat's body and not vertically. Delaware State Fair rules also require that if your goat is horned, the horns must be tipped blunt. This simply means that you should remove the pointy tip of the horn. This can be done with a pair of hoof trimmers. This is done as a precaution to keep you from getting injured in the show ring.

Goats will be weighed and toothed on Saturday, July 21st beginning at 8:00 am in the Kent Building. The exhibitor or a designated representative must be present. Goats must have their milk teeth and show no breaking or eruption of either of the two permanent front teeth. They must be less than 1 year old. Classes will be divided based on weight not breed. A mandatory barn meeting follows weigh in on Saturday July 21st at 11:30 am in the Kent Building. Market goat exhibitors are limited to a maximum of two animals that cannot be in the same class.

Market goats are shown in a very similar fashion to market lambs. Make sure their legs are set correctly and the head is up. It is standard practice to show goats with either a chain collar or a nylon collar. Junior Exhibitors must show their own animals in the Junior Show. There is no assistance allowed in the show ring at any time in all junior livestock classes except for assistance from a designated ring steward. There is a dress code for exhibitors showing livestock at the Delaware State Fair and in 4-H related shows. The State Fair rulebook states that showman will wear appropriate show attire:

- Pants- clean, neat jeans or slacks (no shorts)
- Shirt- with a collar and sleeves (no T-shirts or tank tops)
- Shoes- hard soled shoes or boots (no sneakers or sandals)

This type of attire will tell those watching the show that we take pride in our projects and it will keep members from unnecessary injury.

F. Junior Livestock Auction:

Every year a limited number of market goats are selected by the market goat show judge to participate in the Livestock Extravaganza and the Junior Livestock Auction. Exhibitors of the Champion and Reserve Champion Market Goats are strongly encouraged to sell their animals in the auction. Each exhibitor is limited to a maximum of three animals across all livestock species with no more than two animals entered per species. Each individual selling an animal is strongly encouraged to contact a minimum of three potential buyers who will come to the fair and bid on their animals. The Fair is not responsible for providing buyers for the exhibitors.



*Goat clip art by Jackie Nix, North Carolina Cooperative Extension

Written by:

Susan Truehart Garey
Extension Agent, Livestock
University of Delaware

Revised March 2007