

and face slightly

width of vertex,  
previous species:  
f subgenital plate  
n proportionately  
"angle" less pro-  
but larger teeth

VI, 1912 (for Zull  
i. (N. H.), London.

shivai but mainly  
ted under its de-

SIDDIQA SHAB-  
HABID HYDERA-  
all of his literary  
her own right.

himalayan region,  
Himachal Pradesh,  
on, Uttar Pradesh,  
mostly *Pinus* spp.

ra and six species  
Unless one is care-  
healthy represen-  
30fers, basal plate  
r appropriate de-

genus *Exitianus* in  
na, where it is flat.  
e attributed to the  
: of the region.

inae (Homoptera:  
genera of the sub-

# REICHENBACHIA

## Staatliches Museum für Tierkunde Dresden

Band 25

Ausgegeben: 30. Oktober 1987

Nr. 13

### Homopterological Reports IV-V<sup>1)</sup> (Insecta, Homoptera, Auchenorrhyncha)

With 3 Figures and 1 Map

G. A. ANUFRIEV  
Gorky

**Abstract.** The paper consists of the following reports. IV. Nymphs of *Stiroma* FIEB. and *Eurybregma* SCOTT (Delphacidae). Description of the nymph of *Stiroma lenensis* EM.: *Amorista* subgen. n. is described for it, the description being based on differences in the number and disposition of abdominal sensory pits in nymph as well as in the male genitalia in comparison with *S. affinis* FIEB. and *S. bicarinata* (H.-S.). Additions to the description of nymph of *Eurybregma nigrolineata* SCOTT are made. *Stiroma* (*Amorista*) and *Eurybregma* are included in VILBASTE's (1968) key for the identification of the nymphs of Delphacidae. V. New synonymy of the Far Eastern Iassinac (Cicadellidae). 1. *Straganiassus* ANUFR. and *Anutrieptiella* NAST are junior synonyms of *Trocnadella* PRUTHI. 2. *Iassus ulmi nesaeus* ANUFR. is a junior synonym of *I. matsumurai* Metc., comb. n. (= *Macropsis dorsalis* MATS.)

#### IV. Nymphs of *Stiroma* FIEB. and *Eurybregma* SCOTT (Delphacidae)

The study of the nymphal stage of Palaearctic delphacids contributed to the perfection of the family system as well as to the distinguishing of some natural groups of generic range (VILBASTE, 1968, 1971). Nevertheless, for the present time the nymphs of many representatives of the family are not described yet. Having at my disposal the nymphs of *Stiroma lenensis* EMELJANOV, 1976 and *Eurybregma nigrolineata* SCOTT, 1875 I present descriptions of them below.

##### *Stiroma lenensis* EMELJANOV, 1976 (Figs. 1-2)

The nymph is yellowish-white with longitudinal black stripes on the crown and the thorax and transverse ones on the abdomen. The crown has three black stripes on its anterior half and only two lateral ones posteriorly. The prothorax has four longitudinal black stripes, the mesothorax eight, and metathorax six ones. The frons is black, the frontal keels and narrow spaces around them are whitish; the sensory pits lie on the light parts. The abdominal tergites are transversely striped black anteriorly; the hind margins of them are whitish.

The quantity and location of sensory pits on the abdomen is characteristic: on each side the 4th tergite has one pit, the 5th - two pits disposed in transverse row, the 6th and the 7th - three pits in transverse row, the inner one being set apart from the others, the 8th - three pits with two outer pits being disposed in longitudinal row and the inner one set apart from them.

**Materials examined.** USSR, Tchita Region: Sokhondo Reserve, Bukukun, sedgy herbs under forest canopy near stream, July 27, 1978, 8 nymphs together with numerous adults, ANUFRIEV coll.

The nymphs of *S. lenensis* essentially differ from those of two other representatives of the genus by the number and disposition of abdominal sensory pits. According to J. VILBASTE's

<sup>1)</sup> Cf.: Reichenbachia Mus. Tierkd. Dresden 19, 28: 159-173, 1981.



Fig. 1. *Stiroma (Amorista) lenensis* EM., dorsal view of larva.

(1968) key *S. affinis* FIEBER, 1866 and *S. bicarinata* (HERRICH-SCHÄFFER, 1835) have 2 (rare 1) pits on the 4th, 0+3 on the 5th, 1+3 on the 6th on the 7th and 1+2 or 1+3 on the 8th abdominal tergites, whereas *S. lenensis* has 1 pit on the 4th, 2 on the 5th, 1+2 on the 6th, on the 7th and on the 8th abdominal tergites. These distinctions in the number and disposition of sensory pits as well as the essential differences in the structure of male genitalia (wide and plane appendages of anal tube set considerably apart from each other, long and stright aedeagus supplied with only subapical teeth in *S. lenensis*; narrow appendages of anal tube roundish in cross section set close to each other, aedeagus of moderate length, ventrally curved, with teeth along all apical half in *S. affinis* and *S. bicarinata*) give reason for placing *S. lenensis* in special subgenus *Amorista* subgen. n. The presence of 1+2 sensory pits on the 6th and the 7th abdominal tergites of nymph in *Amorista* but not 1+3 as in *Stiroma* s. str. brings the new subgenus close to *Stiromella* WAGNER, 1963 and *Euryssa* FIEBER, 1866.

*Amorista* may be included in the key for the identification of the nymphs of Delphacidae compiled by J. VILBASTE (1968) in the following way:

11 (4) Head as long as width between the eyes or wider than long.

12a (12b) Nymphs yellowish-white from above, with black longitudinal stripes on head and thorax and with black basal halves of abdominal tergites.

*Stiroma (Amorista) lenensis* EM.]

[S. (A.) *lenensis* EM.]

12b (12a) The colour and the pattern are different.

12 (13) and subsequent items according to J. VILBASTE (1968).

#### *Eurybregma nigrolineata* SCOTT, 1875 (Fig. 3)

The outward appearance and coloration of the nymph were described by A. I. HASSAN (1939) but disposition of sensory pits on abdomen, important for taxonomy, was omitted. This gap must be filled up.

On each side the 4th abdominal tergite has one pit, the 5th, 6th and 7th tergites have four pits in transverse row, the inner one being set apart from others; the 8th tergite has four pits on each side with the outer three being disposed in a longitudinal row and the inner one set apart from it.

Materials examined. USSR, Vitim River, Ust'-Zaza, May 30, 1969, 2 nymphs, V. ZHERIKHIN coll. Some adults were collected at the same localisation in June.



Figs. 2-3. Dispositio stage. - 2: *Stiroma* (

*Eurybregma* may be compiled by J. VILBA

38 (37) If frontal ke pits are alw  
38a (38b) In tergite V

38b (38a) In tergite V  
a transvers  
39 (42) and further

V. Ne

The appearance of th tion of lassinac desc some Far Eastern lea

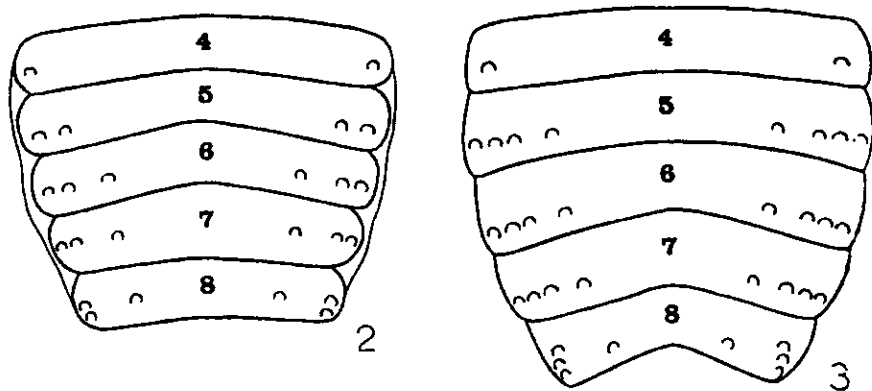
1. *Trocnaedella* PRUT!

= *Straganiassus* ANI 1955 (= *Macropsis do* = *Anufrieviella* NAS (= *M. scutellaris* MEI

The above-mentioned TAMATH. This redes was the first to includ

When describing *Str METCALF*, 1955, whic studying the MELICH gical Institute I ident Comparison of the fig (1979) works made it

If "a type species is o Comission to designat best serve stability at the fixation, regardles (Article 70 of "Intern:



Figs. 2-3. Disposition of sensory pits on the 4-8th abdominal tergites in the last larval stage. - 2: *Stiroma (Amorista) lenensis* EM. - 3: *Eurybregma nigrolineata* SCOTT.

view of larva.

FER, 1835) have 2  
d 1+2 or 1+3 on  
on the 5th, 1+2 on  
ons in the number  
e structure of male  
rt from each other.  
sis; narrow appen-  
leagus of moderate  
l *S. bicarinata*) give  
a. The presence of  
n *Amorista* but not  
WAGNER, 1963 and

phs of Delphacidae

stripes on head and

*Amorista* subgen. n.)  
s. (*A. lenensis* EM.)

d by A. I. HASSAN  
nomy, was omitted.

h tergites have four  
8th tergite has four  
al row and the inner

1969, 2 nymphs, V.  
in June.

*Eurybregma* may be included in the key for the identification of nymphs of *Delphacidae* compiled by J. VILBASTE (1968) in the following way:

38 (37) If frontal keels unite, then only at the clypeal suture. Two pairs of lower sensory pits are always present.

38a (38b) In tergite V the median sensory pit is present (1+3).

*Eurybregma* SCOTT [*E. nigrolineata* SCOTT]

38b (38a) In tergite V the median sensory pit is missing (0+3), the others are situated in a transverse row or the lateral one is situated somewhat anterior to the others

39 (42) and further items according to J. VILBASTE (1968).

#### V. New synonymy of the Far Eastern Iassinæ (Cicadellidae)

The appearance of the C. A. VIRAKTAMATH's (1979) work with the results of reinvestigation of Iassinæ described by Dr. S. MATSUMURA allows to ascertain new synonymy for some Far Eastern leafhoppers of the subfamily.

1. *Trocnadella* PRUTHI, 1930; type species *T. shillongensis* PRUTHI, 1930

= *Straganiassus* ANUFRIEV, 1971 syn. n.; type species *Stragania matsumurai* METCALF, 1955 (= *Macropsis dorsalis* MATSUMURA, 1912, non PROVANCHER, 1899)

= *Anufrieviella* NAST, 1981 syn. n.; type species *Macropsis melichari* OSHANIN, 1906 (= *M. scutellaris* MELICHAR, 1902, non FIEBER, 1868; sec. typ.)

The above-mentioned synonymy is based on redescription of *Trocnadella* by C. A. VIRAKTAMATH. This redescription, based on reinvestigation of *T. arisana* (MATSUMURA, 1912), was the first to include the description of male genitalia of the genus.

When describing *Straganiassus* (ANUFRIEV, 1971) I designated *Stragania matsumurai* METCALF, 1955, which was misidentified, as a type species. Later (ANUFRIEV, 1978) after studying the MELICHAR's types of *M. scutellaris* in the collection of the Leningrad Zoological Institute I identified the same species as *Straganiassus melichari* (OSHANIN, 1906). Comparison of the figures in G. A. ANUFRIEV's (1971, 1978) and C. A. VIRAKTAMATH's (1979) works made it clear that this species is congeneric with *Trocnadella arisana*.

If a type species is considered to have been misidentified, the case is to be referred to the Commission to designate as the type species which ever nominal species will in its judgment best serve stability and universality of nomenclature, either the nominal species named in the fixation, regardless of misidentification; or, by the use of the plenary power [Art. 79a] (Article 70 of "International code of zoological nomenclature", 1985). Therefore the action

Table 1. Distribution of representatives of *Trocnadella* PRUTHI: list of locations.

N	Locations	Sources of information
		<i>T. arisana</i> MATS.
	Formosa: Arisan; Kanshirei	VIRAKTAMATH, 1979: 107
		<i>T. punctatus</i> PRUTHI
	E. Himalayas: Yatung, Sikkim (Tibet frontier)	PRUTHI, 1930: 10
		<i>T. shillongensis</i> PRUTHI
	Assam: Shillong	PRUTHI, 1930: 9-10
		<i>T. melichari</i> OSH.
1	USSR, Tchita Region: Kyra	My collection
2	USSR, Amur Region: Zca Reserve	My collection
3-9	USSR, Maritime Territory: Anisimovka, Goncharovka, Rudnaya Pristan', Ussuriysk, Ussuriysk Reserve, Frolovka, Lazo Reserve, "Kedrovaya Pad'" Reserve	ANUFRIEV, 1978: 47-48; my collection
10	Japan, Hokkaido	ESAKI, ITO, 1954: 253-254.
11	Japan, Honshu	NAST, 1972: 227
12	Japan, Kyushu	NAST, 1972: 227
13	Japan, Shikoku	NAST, 1972: 227
14	China, Szechwan: Fluß Fu-bien-ho, Schindlen-Mardan bei Lifan	MELICHAR, 1902: 120 (45)
15	China, Fukien	JACOBI, 1944: 47
		Undescribed species
	Assam	VIRAKTAMATH, 1979: 105
	Nepal	VIRAKTAMATH, 1979: 105

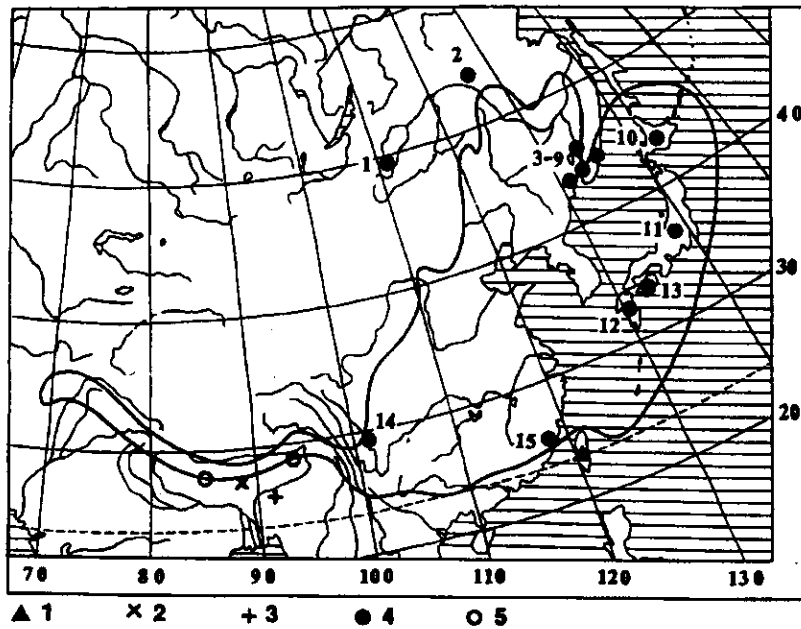


Fig. 4. Distributional map of *Trocnadella* PRUTHI. 1: *T. arisana* MATS. - 2: *T. punctatus* PRUTHI. - 3: *T. shillongensis* PRUTHI. - 4: *T. melichari* OSH. (numbers of locations see in the Table). - 5: Undescribed species. Limits of Palaearctic union of biogeographical regions (Stenopaeon + Orthrian) according to A. F. EMELJANOV (1974) are outlined.

ANUFRIEV: Homoptera

of J. NAST (1981)  
1803 to be subject  
ANUFRIEV, 1978 t

The genus is distributed  
and Orthrian) in th

2. *Iassus matsumu*  
= *Macropsis dorsa*  
= *Iassus ulmi nesa*

The comparison of  
of this species made  
series removes all di

(ANUFRIEV, G. A.,  
цикадок по  
(---, 1977). - Цика  
- Труды ЭИ  
(---, 1978). - Цика  
Труды Всесо  
(EMELJANOV, A. I.)  
менклатуре

ESAKI, T., ITO, S.,  
territories. Tr  
HASSAN, A. I., 193  
sites with sp.  
345-384.

JACOBI, A., 1944:  
phischen Bezi  
MELICHAR, L., 190  
- Ann. St. Pe  
NAST, J., 1972: Pal  
wa: 1-550.

---, 1981: Homoptera  
VILBASTE, J., 1968  
pean Homopt  
---, 1971: Eesti tirdid  
VIRAKTAMATH, C.  
scribed by Dr  
PRUTHI, S. H., 19  
description of

Address of the author  
Dr. G. A. Anufriev, )

Locations.

n

9: 107

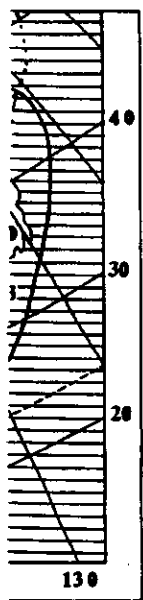
-18;

1-254;

0 (45)

9: 105

9: 105



1 - 2: *T. punctatus*  
Locations of locations see  
of biogeographical  
are outlined.

of J. NAST (1981) who considered *Straganiassus* ANUFRIEV, 1971 and *Iassus* FABRICIUS, 1803 to be subjective synonyms but *Straganiassus* ANUFRIEV, 1971 and *Straganiassus* ANUFRIEV, 1978 to be two separate genera naming the last *Anufrieviella* is invalid.

The genus is distributed in the Palaearctic unit of biogeographic region (Stenopaeon and Orthrian) in the sense of A. F. EMELJANOV (1974) (see the table and fig. 4).

2. *Iassus matsumurai* METCALF, 1955 comb. n.

= *Macropsis dorsalis* MATSUMURA, 1912, non PROVANCHER, 1899

= *Iassus ulmi nesaicus* ANUFRIEV, 1977 syn. n.

The comparison of our materials and description (ANUFRIEV, 1977) with the redescription of this species made by C. A. VIRAKTAMATH (1979) on the basis of MATSUMURA's type series removes all doubts as to above-mentioned synonymy.

References

- (ANUFRIEV, G. A., 1971). Ануфриев, Г. А.: Страганиассус (*Straganiassus*) – новый род цикадок подсемейства Jassinae с Дальнего Востока. – Вестн. зоол. 6: 87–88.
- (—, 1977). —: Цикадки (Homoptera, Auchenorrhyncha, Cicadellidae) Курильских островов. – Труды ЗИН АН СССР 70: 10–36.
- (—, 1978). —: Цикадки Приморского края (Homoptera, Auchenorrhyncha, Cicadellidae). – Труды Всесоюз. энтомол. общ. 60: 1–216.
- (EMELJANOV, A. F., 1974). Емельянов, А. Ф.: Предложения по классификации и номенклатуре арсалов. – Энтомол. обозрен. 53, 3: 497–522.
- ESAKI, T., ITO, S., 1954: A tentative catalogue of Jassoidea of Japan, and her adjacent territories. Tokyo: 1–315.
- HASSAN, A. I., 1939: The biology of some British Delphacidae (Homopt.) and their parasites with special reference to the Strepsiptera. – Trans. R. Ent. Soc. London 89, 9: 345–384.
- JACOBI, A., 1944: Die Zikadenfauna der Provinz Fukien in Südchina and ihre tiergeographischen Beziehungen. – München. Ent. Gesell. Mitt. 34: 5–66.
- MELICHAR, L., 1902: Homopteren aus West China, Persien, und dem Süd-Ussuri-Gebiete. – Ann. St. Petersburg Mus. Zool. 7: 76–146 (1–71).
- NAST, J., 1972: Palaearctic Auchenorrhyncha (Homoptera). An annotated check list. Warszawa: 1–550.
- , 1981: Homopterological notes XXI–XXV. – Ann. Zool. 36, 14: 255–263.
- VILBASTE, J., 1968: Preliminary key for the identification of the nymphs of North European Homoptera Cicadina. I. Delphacidae. – Ann. Ent. Fenn. 34, 2: 65–74.
- , 1971: Eesti tirdid. Homoptera: Cicadinea I. Tallinn: 1–284.
- VIRAKTAMATH, C. A., 1979: Studies on the Iassinae (Homoptera: Cicadellidae [sic!]) described by Dr. S. MATSUMURA. – Orient. Ins. 13, 1–2: 93–108.
- PRUTHI, S. H., 1930: Studies on Indian Jassidae (Homoptera). Part I. Introduction and description of some new genera and species. – Indian Mus. Mem. 11: 1–68.

Address of the author:

Dr. G. A. Anufriev, Kujbysheba ul. 37–27, Gorky M–74, USSR – 603 074